



# Year One

## Phonics Screening Check

**A Guide for Parents**  
**7.5.2025**

# What is Phonics?

**Children begin to learn phonics (sounds) in early years, both nursery and reception.**

**Once children begin learning sounds, these sounds are used orally to identify and make words. They will then begin to learn the letters which make each of the sounds and these are used to read and spell words.**



# What is the Phonics Screening Check?

The phonics screening check is designed to confirm whether individual children have learnt phonic decoding and blending skills to an appropriate standard.

Children in Year 1 throughout the country will all be taking part in a phonics screening check during the same week from the **9<sup>th</sup> June 2025**.

Children in Year 2 will also take the check if they did not achieve the required result when in Year 1 or they have not taken the test before.



# What Happens During the Test?

The test contains **40** words. Each child will sit one-to-one and read each word aloud to a teacher.

The test will take approximately **10** minutes per child, although all children are different and will complete the check at their own pace.

The list of words the children read is a combination of **20** real words and **20** pseudo words (nonsense words or made up words).



# Pseudo Words (Nonsense Words)

The pseudo words will be shown to your child with a picture of an alien.


This provides the children with a context for the pseudo word which is independent from any existing vocabulary they may have.

Pseudo words are included because they will be new to all pupils; they do not favour children with a good vocabulary knowledge or visual memory of words.

heng



shob



farn



chesh



# Example of check materials:




2019 national curriculum assessments

## Key stage 1

### Phonics screening check

Pupils' materials



#### Section 1

meck



shig



joil



chort



Page 5 of 24

#### Section 1

plug

sweep

soft

yards

Page 11 of 24

# How can I help my child at home?



Play lots of sound and listening games with your child.

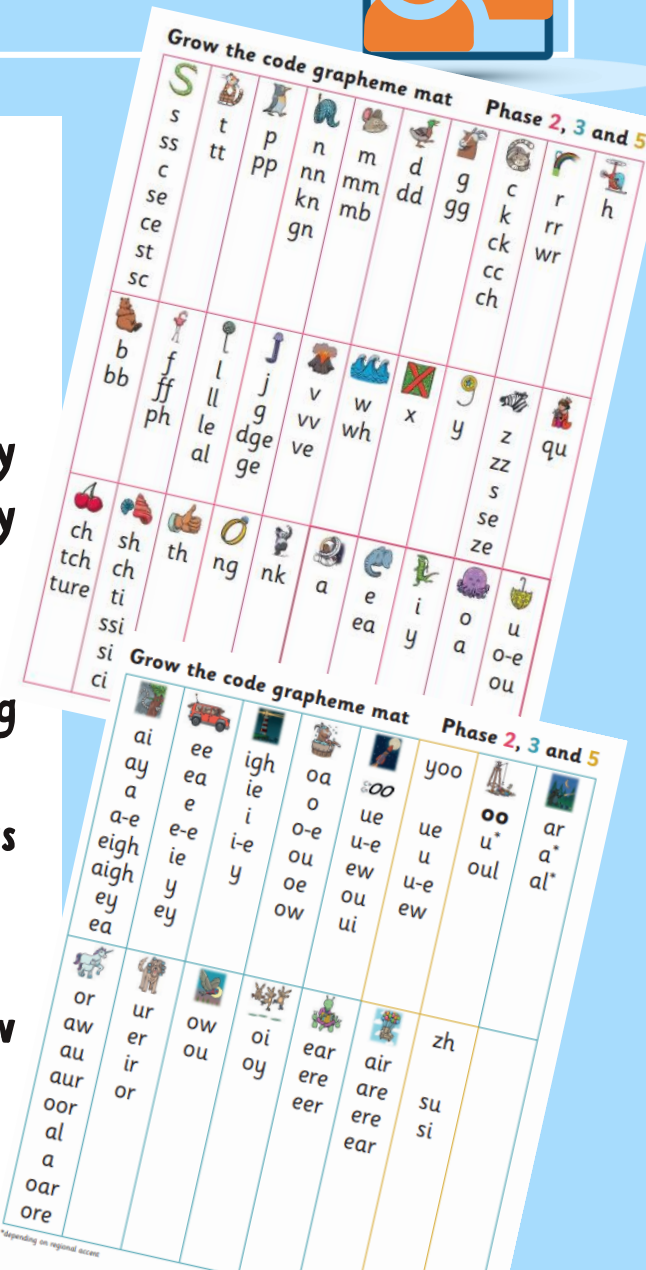
Read as much as possible to and with your child.

If your child is struggling to decode a word, help them by encouraging them to find the key sound or phoneme and say each sound in the word from left to right.

Blend the sounds by pointing each one e.g. for the word sing say:

/s/, /i/, /ng/. Next move your finger under the whole word as you blend it to read it.

Discuss the meaning of the words if your child does not know what they have read.



# Reporting to Parents

By the end of the summer term all schools must report each child's results to their parents. They will also confirm if the child has met the standard threshold. Children who do not achieve the expected level will retake the test when they are in Year 2.





# How Are the Results Used?

Results from the check will be used by schools to analyse their own performance and for Ofsted to use in inspections. We also use the data to inform future planning.



# How can I help my child practise at home?

## Previous test papers:



[Phonics screening check: 2024 materials - GOV.UK](https://www.gov.uk/phonics-screening-check-2024)

[Phonics screening check: 2023 materials - GOV.UK](https://www.gov.uk/phonics-screening-check-2023)

<https://www.phonicsbloom.com/>

<https://www.phonicsplay.co.uk/resources>

